



Bobcat Rank Requirements

The first rank your boy will earn as a Cub Scout is Bobcat. You will find the requirements listed here, and additional information on the requirements near the front of your boy's handbook.

One part of the Bobcat Trail is to read and complete the exercises in the booklet "How to Protect Your Children from Child Abuse." This booklet can be found in the front of all of the Cub Scout books. Child abuse is a problem in our society, and this will help your child to avoid potentially abusive situations.

When you and your boy have completed the eight requirements of the Bobcat, he may wear his Bobcat badge. Turn in this completed form to your den leader and the badge will be presented to him at the next Pack meeting.

Learn and say the Scout Oath, with help if needed.

On my honor I will do my best
To do my duty to God and my country
and to obey the Scout Law;
To help other people at all times;
To keep myself physically strong,
mentally awake, and morally straight.

Akela's Ok _____


Learn and say the Scout Law, with help if needed.

A Scout is trustworthy, loyal,
helpful, friendly,
courteous, kind, obedient,
cheerful, thrifty,
brave, clean, and reverent.

Akela's Ok _____

Show the Cub Scout salute. Tell what it means.

Make the Cub Scout salute with the right hand. Hold your fingers as you do for the Cub Scout sign. Keep the first two fingers together. Touch the tips of your fingers to your cap. If you are not wearing a cap, touch your right eyebrow.



Akela's Ok _____

Say the Cub Scout motto. Tell what it means.


"Do Your Best!"

Giving your best effort is right and honest. Always remember that your best is not the same as someone else's best. Doing the best you can is more important than trying to be better than someone else.

Akela's Ok _____

Show the Cub Scout handshake. Tell what it means.


The Cub Scout handshake is made with the right hand, like an ordinary handshake. However, extend the first two fingers, as in making the Cub Scout sign, along the inside of the other Scout's wrist.



Akela's Ok _____

Show the Cub Scout sign. Tell what it means.

Have the Scouts make the Cub Scout sign with the right hand. The first two fingers form a "V" shape. The right arm is held straight up in the air. **The two fingers stand for "help others" and "obey."** Make this sign when saying the Scout Oath and Law.



Akela's Ok _____

With your parent or guardian, complete the exercises in the pamphlet *How to Protect Your Children From Child Abuse: A Parent's Guide—Bobcat Requirements.*

Akela's Ok _____